










Panel Finish Chart

The current chart features standard finishes offered by Airvector® on most products. Colors and textures have been reproduced as accurately as possible. However, due to variances among computer monitors and printers, the colors may appear differently than on the actual products. Some finishes might not apply to all products.

Extra costs and lead times have been listed to help you price and schedule your orders. Paint material charge for less than 80 pcs. See RAL available on our RAL K7 Classic Colour Chart (www.airvector-panels.com/ral). For more accurate costs and lead times, to confirm availability of a finish on a particular product or for custom finish requirements, please contact our customer service department at order@airvector-hvac.com.

Preview	Color Name	Code	Extra Cost	Lead Time
	White Gloss level: low RAL: 9016	/W	Standard (no extra cost)	Standard 3 weeks
	Silver Aluminum Gloss level: matte	/SI	9% adder 150\$ setup charge < 30 panels	Standard 3 weeks
	Off White Gloss level: medium RAL: 9010	/OW	9% adder 150\$ setup charge < 30 panels	Standard 3 weeks
	Beige Gloss level: high RAL: 1013	/BE	9% adder 150\$ setup charge < 30 panels	Standard 3 weeks
	Grey Gloss level: high	/G	9% adder 150\$ setup charge < 30 panels	Standard 3 weeks
	Brown Gloss level: matte	/BR	9% adder 150\$ setup charge < 30 panels	Standard 3 weeks
	Black Gloss level: medium	/BK	9% adder 150\$ setup charge < 30 panels	Standard 3 weeks
	Black Matte Gloss level: matte	/BM	9% adder 150\$ setup charge < 30 panels	Standard 3 weeks
	Colors from Standard RAL selection	/C	9% adder 150\$ setup charge < 30 panels	Minimum 4 weeks
	Mill Raw steel (ready to paint)	/M	Standard (no extra cost)	Standard 3 weeks

Powder Coated Paint

Mill

FINISH CHART