

Model PPU

Peripheral Return Air Access Panel - Up Swing Door For vertical stack heat pumps, fan coils & air handlers Ideal for tighter access in front of panel

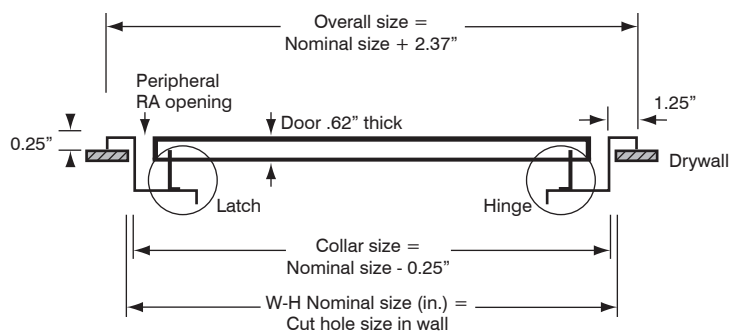
Powder paint tough coating provides a finished appearance in living areas with a sleek-looking peripheral return air opening between the door and the walled-in frame.

Acoustical lining on the access door absorbs internal noise and attenuate its transmission to the living area. Door provides access for filter change and for retrieval of the unit's chassis for maintenance. Ideal for tighter access in front of panel. Removable core is offered for tighter available width and height, see model PPU-R, in our offering.

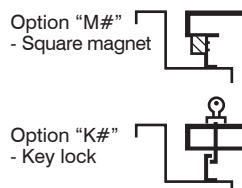
Three standard frame profiles provide three choices of width for the peripheral return air opening namely PPUA (1.1" wide) PPUB (1.6" wide) PPUC (2.1" wide) allowing the designer to adjust the free area to the capacity of the unit.

Features

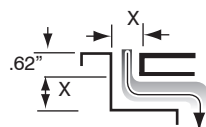
- Ideal for tighter access in front of panel
- Sturdy welded construction
- Made of galvanized steel 22 ga. default, other gauges (optional)
- Scratch-resistant powder paint, white is standard, other colors (optional)
- Heavy duty hooks hold door at top even with thermostat slots
- Magnetic catches at bottom
- Key lock and various quarter-turn latches (optional)
- 5/8" acoustical fiberglass insulation



Standard latches



Standard frame profiles



Profile "X"

- | | |
|---|--------------------------------|
| A | 1.10" (Standard CFM) (default) |
| B | 1.60" (Higher CFM) |
| C | 2.10" (Highest CFM) |

Simple to order PPU:

Standard units with or without options require no drawings for production, just specify PPUA, PPUB or PPUC frame profile and wall opening width and height in the model number for ordering standard units. Add option suffix for ordering options. Custom designs are available and necessitate a drawing.

How to Order?

See How to Order Access Panels Series document:
airvector-panels.com/how-to-order